


## LUDLOW

LDVC10

Ludlow Volume Control Valve Trim with Lever Handle



SHOWN IN LUDLOW VOLUME CONTROL VALVE TRIM WITH LEVER HANDLE | LDVC10

### TECHNICAL DETAILS

ADA Compliance: Yes  
Depth/Width: 2 15/16"  
Escutcheon Primary Material: Brass  
Fittings Hole Diameter: 1 3/8"  
Height: 4 3/4"  
Integrated Diverter: N  
Integrated Spray: N  
Length: 2 1/2"  
Number Of Handles: One  
Pivot: N  
Primary Material: Brass  
Spout Swivel: N  
Spray Included In Unit: N  
Suggested Application: Bath

### INSPIRATION

Our fresh take on American industrial design comes in three styles, each of them clean-lined, and distinct to Waterworks.

### CODES & STANDARDS

Code # LDVC10Y: Complies with ASME A112.18.1/CSA B125.1, ADA and 0.25% Weighted Average Lead Content. Certified with IAPMO, cUPC and State of MA.

### PRODUCT FEATURES

#### Lever Handle

Used to control water flow to a single waterway outlet such as a showerhead, handshower, or tub spout

Stocked in a Chrome, Nickel and Brass

Requires rough valve, sold separately: GUV18/GUV19 (1/2") or GUV16/GUV17 (3/4")

### CERTIFICATIONS

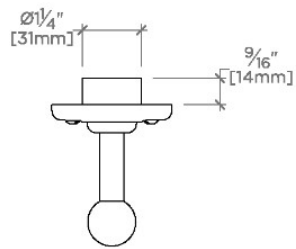


### PRODUCT (NOTES)

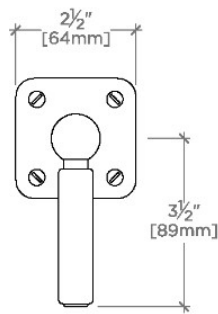
## LUDLOW

LDVC10

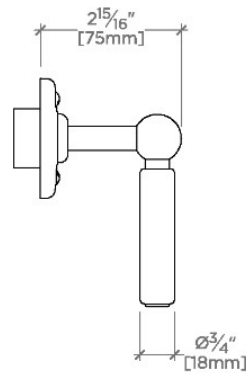
Ludlow Volume Control Valve Trim with Lever Handle



TOP VIEW SCALE: 3"=1'-0"



FRONT VIEW SCALE: 3"=1'-0"



SIDE VIEW SCALE: 3"=1'-0"