


HENRY

Henry 15" Appliance Pull

HNHW15



INSPIRATION

Influenced by the connection of industry and art Henry easily transitions between modern, traditional, utilitarian and classic settings.

WATERWORKS

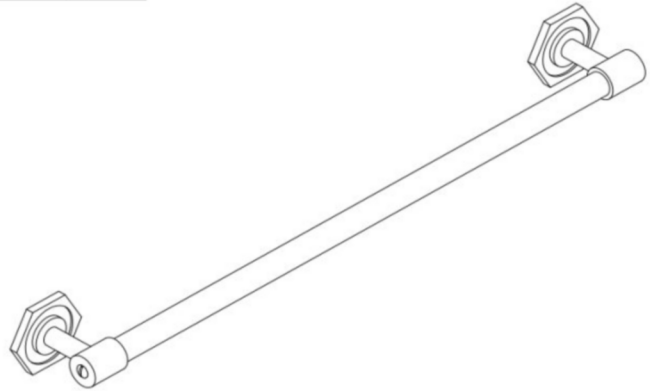
HENRY

HNHW15

Henry 15" Appliance Pull

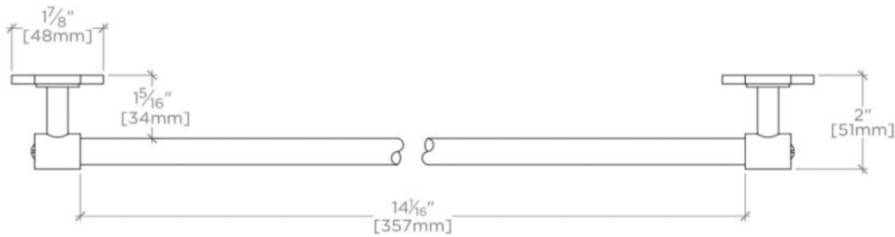
MOUNTING HARDWARE INCLUDED

| STYLE # | DESCRIPTION | QTY |
|---------|--|-----|
| 998945 | Service Parts 8-32 1" Truss Head Machine Screw, Combo, Slotted | 2 |
| 998946 | Service Parts 8-32 1-1/2" Truss Head Machine Screw, Combo, Slotted | 2 |



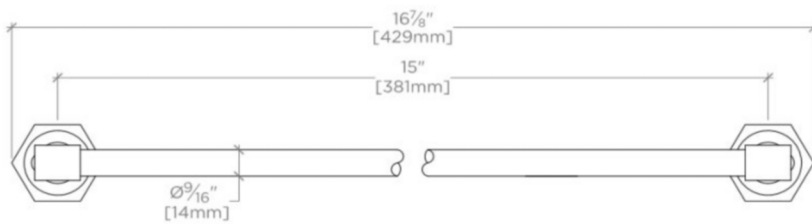
TOP VIEW

SCALE: 3"=1'-0"



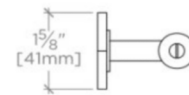
TOP VIEW

SCALE: 3"=1'-0"



FRONT VIEW

SCALE: 3"=1'-0"



SIDE VIEW

SCALE: 3"=1'-0"