

## DASH

## DSTH23

Dash Metal Cross Handle Thermostatic with Metal Cross Handle Three Way Diverter Trim



SHOWN IN DASH METAL LEVER HANDLE THERMOSTATIC WITH METAL CROSS HANDLE THREE WAY DIVERTER TRIM | DSTH33

### TECHNICAL DETAILS

Control Valve Rough-in Depth Maximum: 5 1/4"  
 Control Valve Rough-in Depth Minimum: 3"  
 Escutcheon Primary Material: Brass  
 Fittings Hole Diameter: 5 1/4"  
 Handle Spread Maximum: 5 11/16"  
 Handle Spread Minimum: 5 11/16"  
 Handle Turn Angle: Full Turn  
 Depth / Width: 4 1/2"  
 Height: 12 7/16"  
 Installation Type: Wall Mounted  
 Integrated Diverter: Y  
 Length: 6 3/4"  
 Number of Handles: Two  
 Primary Material: Brass  
 Suggested Application: Bath

### INSPIRATION

A blend of art and function, Dash pays homage to design elements of the 1930s with pared-down shapes, softened curves and minimal details.

### PRODUCT FEATURES

Metal Cross Handle

The thermostatic valve and three way diverter trims are housed neatly together on an oval back plate for a clean install in the shower.

Stocked in Nickel, Chrome, Unlacquered Brass, and Matte Nickel finishes

Requires valve rough GUTH50(USA) or GU50TH(UK) sold separately

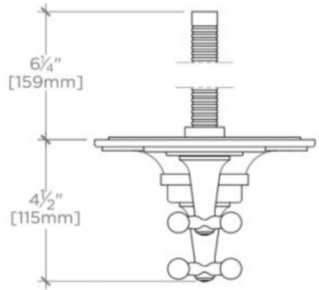
### PRODUCT (NOTES)

Product Requires Universal Thermostatic Valve with Integrated Three Way Diverter with Shutoff Valve [GUTH50]. Valve Sold Separately.

## DASH


DSTH23

Dash Metal Cross Handle Thermostatic with Metal Cross Handle  
Three Way Diverter Trim



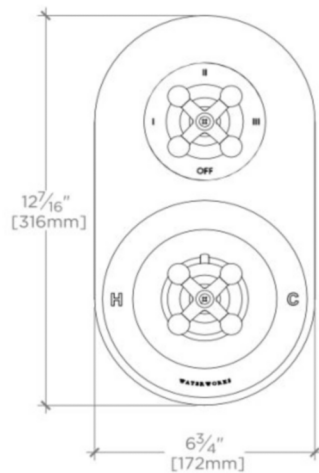
TOP VIEW

SCALE: 2"=1'-0"



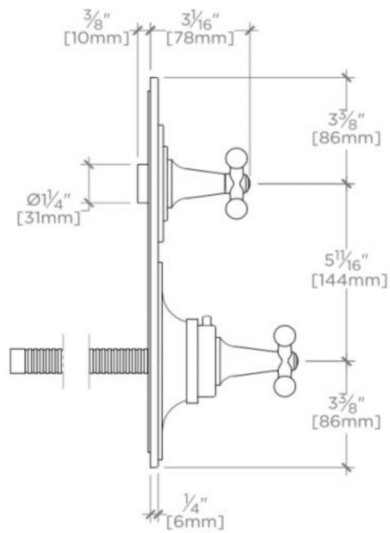
ISO VIEW

SCALE: 2"=1'-0"



FRONT VIEW

SCALE: 2"=1'-0"



SIDE VIEW

SCALE: 2"=1'-0"