


PORTSMOUTH

Portsmouth 6" Pull

PHHW06



SHOWN IN PORTSMOUTH 6" PULL | PHHW06

TECHNICAL DETAILS

Height: 2 1/4"
Length: 6 15/16"
Primary Material: Brass

INSPIRATION

Imbued with the spirit of fine American furniture hardware of the 18th century, this simple reinterpretation retains the heft and feel of the originals.

PRODUCT FEATURES

- Solid Brass
- Cast Metal
- Includes fixing screws



PRODUCT (NOTES)

Replacement Screws available

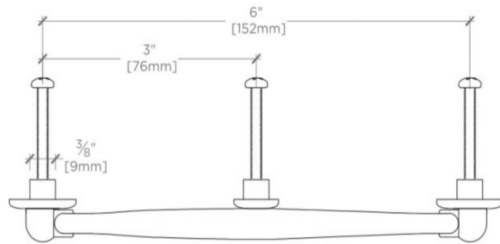
WATERWORKS

PORTSMOUTH

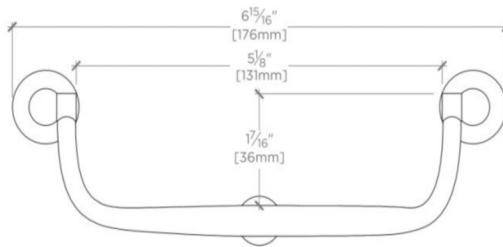
Portsmouth 6" Pull

PHHW06

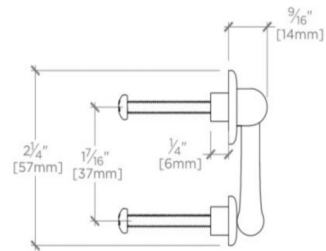
MOUNTING HARDWARE INCLUDED		
STYLE #	DESCRIPTION	QTY
998813	Service Parts 10/24 Pan Head Slot 1" Machine Screw	3
998814	Service Parts 10/24 Pan Head Slot 1½" Machine Screw	3



TOP VIEW SCALE: 6"=1'-0"



FRONT VIEW SCALE: 6"=1'-0"



SIDE VIEW SCALE: 6"=1'-0"