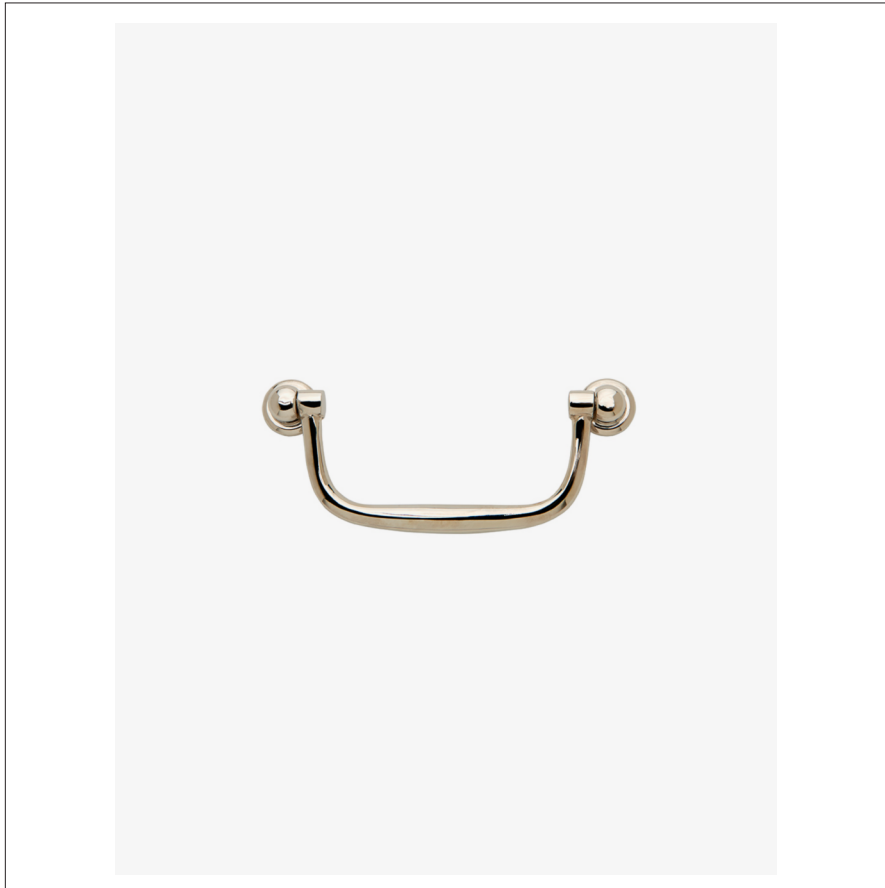


PORTSMOUTH

Portsmouth 4" Pull

PHHW04



SHOWN IN PORTSMOUTH 4" PULL | PHHW04

TECHNICAL DETAILS

Height: 2 1/4"
Length: 4 15/16"
Primary Material: Brass

INSPIRATION

Imbued with the spirit of fine American furniture hardware of the 18th century, this simple reinterpretation retains the heft and feel of the originals.

PRODUCT FEATURES

Solid Brass
Cast Metal
Includes fixing screws



PRODUCT (NOTES)

Replacement Screws available

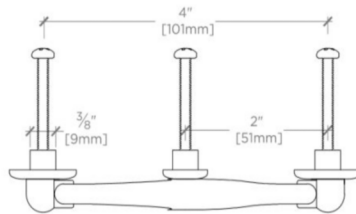
WATERWORKS

PORTSMOUTH

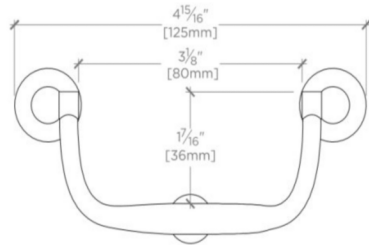
Portsmouth 4" Pull

PHHW04

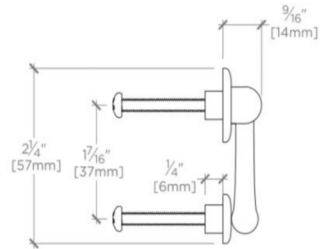
MOUNTING HARDWARE INCLUDED		
STYLE #	DESCRIPTION	QTY
998813	Service Parts 10/24 Pan Head Slot 1" Machine Screw	3
998814	Service Parts 10/24 Pan Head Slot 1 1/2" Machine Screw	3



TOP VIEW SCALE: 6"=1'-0"



FRONT VIEW SCALE: 6"=1'-0"



SIDE VIEW SCALE: 6"=1'-0"