

## MANCHESTER

MRLVRW

Manchester Undermount Rectangular Vitreous China Lavatory Sink  
22 1/8" x 16 3/16" x 5 15/16"



SHOWN IN MANCHESTER UNDERMOUNT RECTANGULAR VITREOUS CHINA LAVATORY SINK 22 1/8" X 16 3/16" X 5 15/16"

### TECHNICAL DETAILS

ADA Compliance: When installed per ADA guidelines  
Bottom Angle / Pitch: 3.0 degree\_angle  
Drain Hole Depth: 1 3/4"  
Drain Hole Diameter: 1 3/4"  
Depth / Width: 16 3/16"  
Height: 5 15/16"  
Installation Type: Undermount  
Length: 22 1/8"  
Material / Wall Thickness: 3/4"  
Overflow Opening: Yes  
Primary Material: Vitreous China  
Suggested Application: Bath

### INSPIRATION

Our handcrafted Manchester sinks have been made in US by the same family for more than fifty years. Each sink reflects decades of fine craftsmanship and attention to detail available only from a small studio. From warm white to cool and crisp, Manchester sinks are available in countless sizes and shapes.

### PRODUCT FEATURES

This lavatory is made of vitreous china, which produces a strong, non porous, high gloss product



### PRODUCT (NOTES)

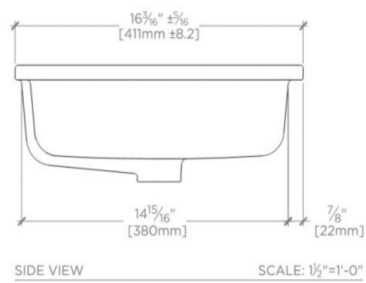
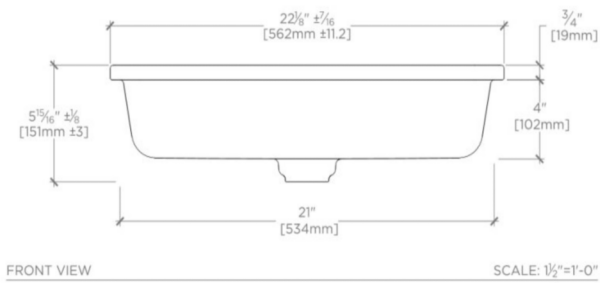
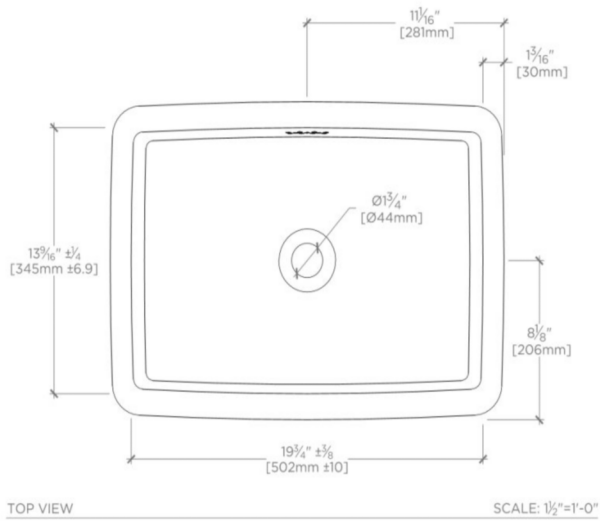
Dimensions of sinks are nominal and are subject to slight variations.

# WATERWORKS

## MANCHESTER

MRLVRW

Manchester Undermount Rectangular Vitreous China Lavatory Sink  
22 1/8" x 16 3/16" x 5 15/16"



DIMENSIONAL TOLERANCE: +/- 2%