

FORMWORK

Glass Sink with One Hole

FMLV01



SHOWN IN NICKEL

TECHNICAL DETAILS

Drain Hole Depth: 3/4"
Drain Hole Diameter: 1 3/4"
Material/Wall Thickness: 3/4"
Overflow Opening: Without Overflow Opening
Primary Material: Glass

INSPIRATION

Sculptural forms that defy the ordinary, unexpected geometry and the transition of planes create a subtle but warm expression.

PRODUCT FEATURES

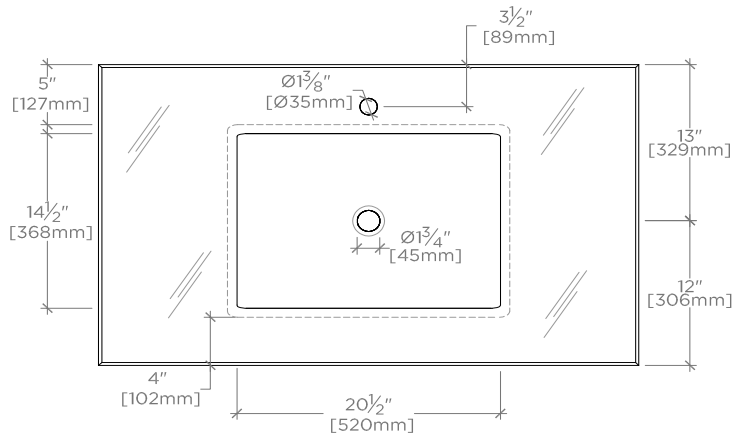
Constructed of laminated glass for strength and durability
Features semi-round pencil edge profile
Includes a metal drain adapter, available in multiple finishes
Can be customized in numerous colors and widths



FORMWORK

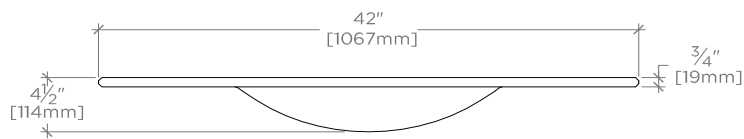
FMLV01

Glass Sink with One Hole



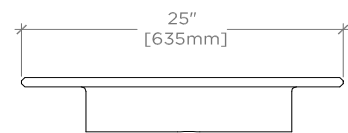
TOP VIEW

SCALE: $\frac{3}{4}''=1'-0''$



FRONT VIEW

SCALE: $\frac{3}{4}''=1'-0''$



SIDE VIEW

SCALE: $\frac{3}{4}''=1'-0''$

