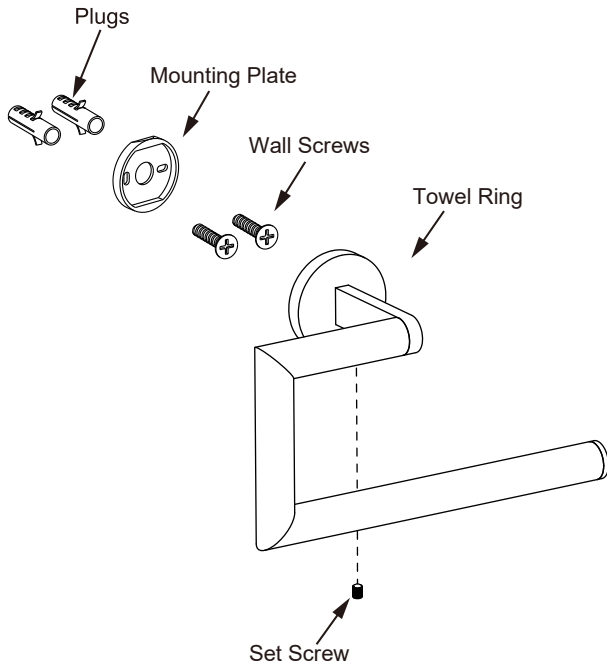


## FRANKFURT COLLECTION

### TOWEL RING

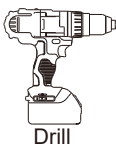
313465



#### Tools required for installation



Level



Drill



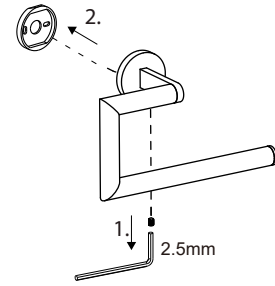
Pencil



Screwdriver

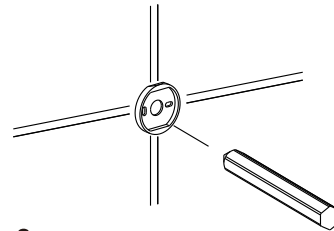


Hammer



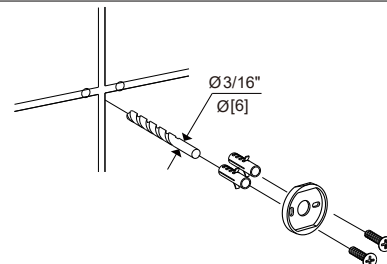
#### Step 1

Loosen the set screw on the accessory and remove the backing plate. Position the accessory against the wall and mark outline with pencil.



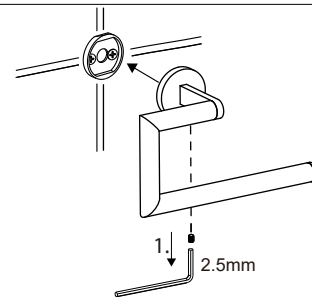
#### Step 2

Position the backing plate flat side down on the wall and mark holes with pencil.



#### Step 3

Predrill 3/16" holes on the wall to fit wall plugs. Insert wall plugs into the wall. Position backing plate flat side down over the plugs and install screws.



#### Step 4

Slide the accessory onto the backing plate and tighten the set screw using Allen key provided.